

Master Student Engagement with Professional-Grade Analytics Instructor Notes





Data-Driven Grading

Transform participation from subjective guesswork into transparent, evidence-based assessment. Rubrics (1–5) align with *Business Communication Today's* three-step process (Chs. 4–6), teamwork (Ch. 2), and presentation skills (Chs. 16–17).

Inclusive by Design

Recognizes all modes of participation—verbal, written, multimedia, visual, and AI-enhanced—ensuring equity across diverse, global classrooms (Ch. 3).

What Sets It Apart

-  Heat Maps: Spot at-risk students instantly
-  Auto Calculators: Save hours every week
-  Benchmarking: Reveal trends across terms
-  Transparency: Students see exactly how they're assessed—no surprises, no disputes

Seamless Integration

Digital templates plug directly into any LMS. Includes a complete Presentation Audit with five assessment dimensions.

Career-Ready Outcomes

Students practice accountability and collaboration in ways that mirror real-world evaluation systems, reinforcing the skills employers demand (Chs. 18–19).

Time-Saving Advantage

Invest only 10–15 minutes weekly. Gain defensible grades, early intervention tools, and confident, career-ready students.